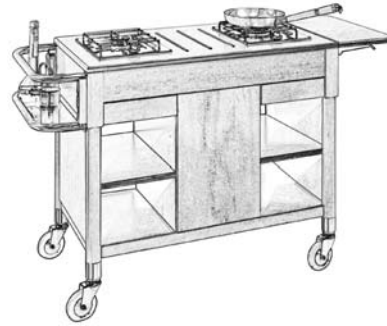


## Flambé Trolleys 6400, 6402, 6404

### DESCRIPTION

- ⇒ The trolley is manufactured in beechwood, stainless steel and chrome steel. The burners are provided with a safety thermocouple which will automatically switch off the gas supply should the flame be extinguished.
- ⇒ The control knobs are located on the top. The lower cylinder housing area is closed by a door. The unit also features a recessed drawer and a side condiment shelf. Four swivel castors.



### INSTALLATION

- ⇒ Connect hose to gas supply (the appliance is designed to take a 9.07 Camping Gaz Bottle) via appropriate Pressure Regulator (not supplied).
- ⇒ The hose should be secured at both ends (pressure regulator and burner connector) using a pressure type clip or other suitable fastening clip.
- ⇒ Check all joints for leaks using soapy water.

### USE

- ⇒ Turn on the gas supply.
- ⇒ Take care not to bend or otherwise damage the thermocouple as this would prevent correct functioning of the burners.
- ⇒ To light the flame, press and turn the control knob to the left and bring a match to the burner. Keep the knob pressed (5 to 7 seconds) to heat the thermocouple, then release. Should the flame go out repeat the operation and hold down the knob, turning it to position O.

### MAINTENANCE

- ⇒ All maintenance operations must only be carried out after turning off the gas supply.
- ⇒ Wash parts with water and mild detergent, then rinse with care and dry with a soft cloth taking care not to bend or damage the thermocouple. Do not use steam or water jets. Wooden parts should be cleaned with appropriate polish. Food spillage should be wiped off as soon as possible with a soft damp cloth.
- ⇒ Do not use abrasive detergent, bleach, solvents or alcohol based cleaning solutions.
- ⇒ Periodically check the condition of all hoses and replace as necessary.
- ⇒ Periodically check the condition of the burners—do not allow any food spillage to obstruct the gas orifices.



### MPD (UK Sales) Ltd

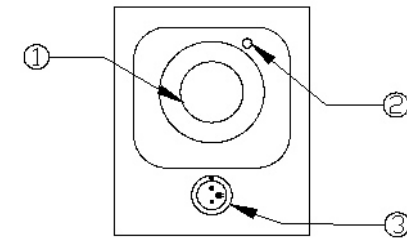
49 High Street — St. Mary Cray — Orpington — Kent BR5 3NJ  
Tel. 01689-820 484 — Fax 01689-820 414 — www.mpduksales.com

## TECHNICAL SPECIFICATION

- ⇒ Frame in beechwood. Chrome steel condiment shelf. Swivel castors 100mm dia.
- ⇒ Lower compartment housing gas cylinder closed by hinged door. Folding plate support. Recessed drawer.
- ⇒ Drop down burner unit with AISI 304 18/10 stainless steel hob base.

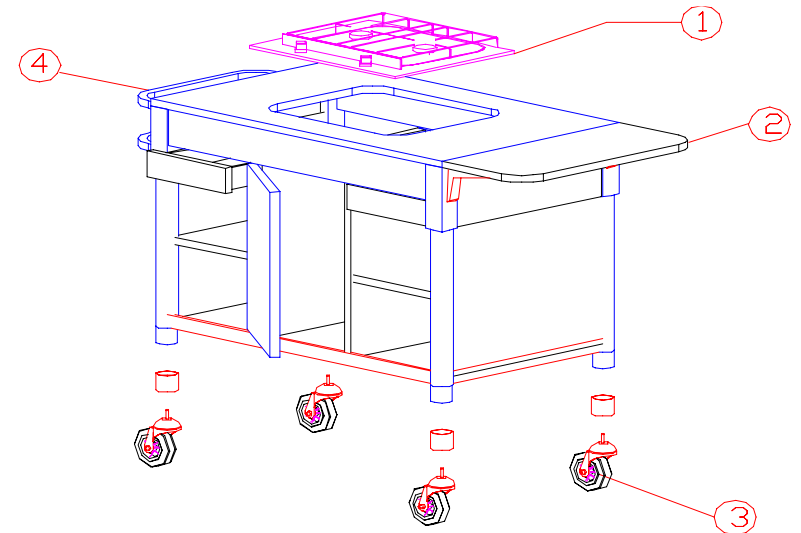
### ⇒ Controls identification:

1. Burner
2. Thermocouple
3. Control Knob



### ⇒ Spares and parts:

1. Drop in hob
2. Folding plate support
3. Swivel castor 100mm
4. Condiment shelf



Article	Size (mm)	Cylinder recess	Weight	Burners
6400	1150x550x860h	260x490x470h	55 Kg	Double
6402	1150x550x860h	260x490x470h	55 Kg	Twin
6404	1150x550x860h	260x490x470h	55 Kg	Single